

vänEE 60H-V+

Part no. 1601620

50 to 105 CFM (0.4 in. w.g.)



VB0214

THE LATEST ADDITION TO OUR NEW SILVER SERIES

This new model is designed to provide a superior heat recovery, meeting the highest requirements of energy-efficient home programs. By getting more points from it's category in the builder option packages, it represents a cost-effective solution for efficient home contractors.

The 60H-V+ offers all the basic features for the new construction market, such as integrated balancing dampers and a defrosting system without negative pressure. Moreover, all aspects of its design were thought to ease balancing of air flow and simplify installation; it also offers easy access to electronic components.

This unit does not only improve the indoor air quality, it also lowers the customer's energy bills while bringing added value to the contractor.

*Applies to certain energy-efficient building programs.

- Small-sized housing
- Features pressure taps, balancing dampers and port straps to simplify installation
- Easy access to components and electronics
- Homeshield™ defrosting system (no negative pressure)
- Design with 2 PSC high-pressure blowers
- Integrated draining system
- Removable terminal block for quicker wall control connections
- ENERGY STAR® qualified

REPAIRS AND MAINTENANCE

The 60H-V+ low power consumption PSC motors are permanently lubricated. The electronic circuit board eliminates electromechanical parts, reducing repair time to a minimum.

WARRANTY

The 60H-V+ is protected by a 5-year warranty on parts only, except for the heat recovery core, which is covered by a limited lifetime warranty, with the original proof of purchase.

Available at:

HEAT RECOVERY VENTILATOR

Controls

- This unit is very simple to operate. Once it is installed, press on its push button, located under the unit, to select high speed, low speed or to stop it (the blower is off but will turn on in response to a wall control signal). The LED (located under the push button) will then show on which mode the unit is in.
- For more convenience, this unit can also be controlled by an optional main control. For a complete list of optional main and auxiliary controls available, refer to the **Wall Control Compatibility Chart** on last pages of wall controls specification sheet, available at www.vanee.ca.

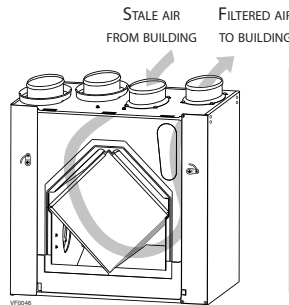
For more details about controls, refer to their specification sheet and to the **Main and auxiliary wall control user guide** at www.vanee.ca.

Options

- Complete line of registers and diffusers
- Electric duct heater

Homeshield™ Defrosting System

The 60H-V+ uses a unique recirculation defrost method. No negative pressure is created by air exhausted to the outside, as the air is recirculated into the house, helping to prevent any backdraft.



OUTDOOR TEMPERATURE		DEFROST CYCLE MIN./ OPERATING MIN.
°C	°F	
WARMER THAN -5	WARMER THAN 23	NO DEFROST
-5 TO -15	23 TO 5	5/40
-15 TO -27	5 TO -17	5/25
-27 AND LESS	-17 AND LESS	8/22

Heat Recovery Core

Dimensions: 10" x 10" x 14.25" (25.4 cm x 25.4 cm x 36.2 cm)

Exchange surface: 110 ft.² (10.2 m²)

Weight: 7.36 lb. (3.3 kg)

Material: Polypropylene

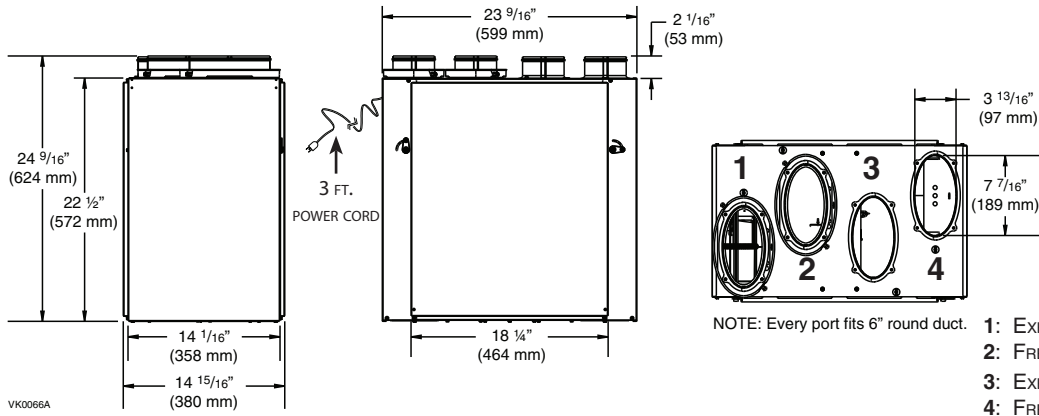
Type: Cross flow

Warranty: Limited lifetime

Requirements and standards

- Complies with the UL 1812 requirements regulating the installation of Heat Recovery Ventilators
- Complies with the CSA C22.2 no. 113 Standard applicable to ventilators
- Complies with CSA F326 requirements regulating the installation of Heat Recovery Ventilators
- Technical data was obtained from published results of tests relating to CSA C439 Standards
- HVI certified and ENERGY STAR® qualified

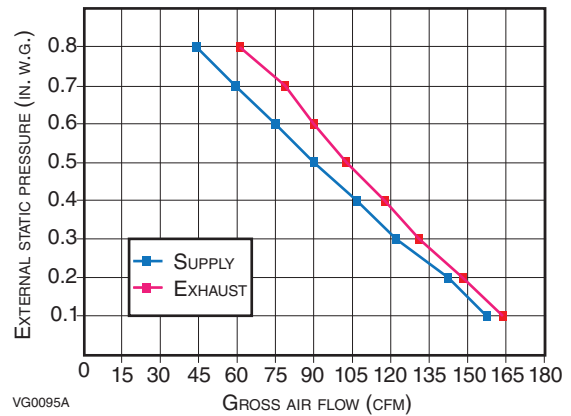
DIMENSIONS: 60H-V+



NOTE: ALL UNITS PORTS WERE CREATED TO BE CONNECTED TO DUCTS HAVING A MINIMUM OF 6" DIAMETER, BUT IF NEED BE, THEY CAN BE CONNECTED TO BIGGER SIZED DUCTS BY USING AN APPROPRIATE TRANSITION (E.G.: 6" DIAMETER TO 7" DIAMETER TRANSITION).

VENTILATION PERFORMANCE

EXTERNAL STATIC PRESSURE		NET SUPPLY AIR FLOW			GROSS AIR FLOW					
PA	IN. W.G.	L/S	CFM	M ³ /H	SUPPLY			EXHAUST		
					L/S	CFM	M ³ /H	L/S	CFM	M ³ /H
25	0.1	74	157	267	75	159	268	77	163	279
50	0.2	66	140	236	66	140	238	70	148	251
75	0.3	58	123	207	58	123	207	63	133	224
100	0.4	50	106	178	50	106	180	55	117	199
125	0.5	42	89	153	42	89	153	49	104	177
150	0.6	35	74	126	35	74	127	42	89	153
175	0.7	28	59	100	28	59	100	37	78	133
200	0.8	20	42	73	21	44	75	31	66	112



ENERGY PERFORMANCE

SUPPLY TEMPERATURE		NET AIR FLOW			POWER CONSUMED WATTS	SENSIBLE RECOVERY EFFICIENCY	ADJUSTED SENSIBLE RECOVERY EFFICIENCY	APPARENT SENSIBLE EFFECTIVENESS*	LATENT RECOVERY/MOISTURE TRANSFER
°C	°F	L/S	CFM	M ³ /H					
HEATING									
0	32	24	51	85	42	75	80	84	-0.04
0	32	31	66	110	54	75	80	83	-0.01
0	32	40	85	143	66	73	78	80	-0.01
-25	-13	32	68	109	72	70	73	84	0.05

*Data not certified by HVI.
NOTE: All specifications are subject to change without notice.

SPECIFICATIONS

- Model: 60H-V+
- Part Number: 1601620
- Total Assembled Weight (including polypropylene core): 52 lb. (23.6 kg)
- Oval shaped ports; fit 6" round ducts
- Drain: 1/2" (1.2 cm) integrated fittings with 10 ft. (3 m) PVC drain hose
- Core Filters: 2 washable Merv 6 9.2" x 14.25" x 0.38" (23.4 cm x 36.2 cm x 1 cm)
- Housing: Pre-painted steel
- Insulation: Expanded polystyrene
- Mounting: Suspension by chains and springs
- Supply and Exhaust Blower Motors: 2 PSC motors
 - Protection type: Thermally protected
 - Insulation class: F
- Heat Recovery Core:
 - Heat Exchange Surface Area: 100 ft.² (9.3 m²)
 - Type/Material: Crossflow/Polypropylene
- Speed Control on Unit:
 - Low speed and high speed
 - Other modes available with Platinum, Deco-Touch or Lite-Touch Bronze main controls
- Unit Electrical Characteristics:

Volts	Frequency	Ampere	Watts
120	60 Hz	0.9	84

Project:	REMARKS
Location:	
Part no.: 1601620	
Qty.:	
Submitted by:	Date:



Residential Products Group, 550 Lemire Blvd., Drummondville, Qc, Canada J2C 7W9 - Tel.: 1-800-567-3855 Fax: 1-800-567-1715



www.vaneece.ca

60H-V+d191122