

HEAT RECOVERY VENTILATORS

Models 1.8 HE and 2000 HE

Part #45405 *vänEE* Canada (2000 HE)
Part #45400 Venmar Canada and U.S. (1.8 HE)

115 to 197 cfm (0.4 in. w.g.)



VB0045

1.8 HE



VB0046

2000 HE

FOR HOMEOWNERS LOOKING FOR THE BEST PERFORMANCE, ADDED VALUE, QUALITY AND A LONGER WARRANTY.

Recognized for its unsurpassed quality and superior craftsmanship, the High Efficiency Series reflects a new level of exceptional. It is guaranteed to satisfy the homeowner looking for durability, reliability and performance.

- Vertical design
- All ports on top
- HomeShield™ patented defrost system, no negative pressure
- SilentSure™ quiet operation
- Low voltage connector for optional controls
- R-2000 approved

REPAIRS AND MAINTENANCE

All parts of the High Efficiency HRVs can be removed quickly, allowing direct access for easy repairs. The low power consumption PSC motors are permanently lubricated. Even better, the entire motor subassembly can be removed for easier maintenance. Finally, the electronic circuit board eliminates electromechanical parts, reducing repair time to a minimum.

WARRANTY

The High Efficiency HRV units are fully protected by a 5-year warranty on parts, the best in the industry, and the heat recovery core is covered by a lifetime warranty for as long as the buyer owns the house in which the unit has been installed.

Available at:

Controls

- Built-in electronic circuit board ready to receive one of the following main controls:

Venmar	vänEE
-VENTA #40310	-BASIC #40210
-SUPRA #40320	-ELECTRO #40220
-ULTIMA #40340	
- One or more of the following optional controls can be added:

- Humidity Control	#11297 (Venmar)	#200694 (vänEE)
- 60-min. mechanical timer	#00910 (Venmar and vänEE)	
- 20/40/60-minute push button	#03364 (Venmar)	#03701 (vänEE)
- Wireless 20-minute remote control	#03366 (Venmar)	

Options

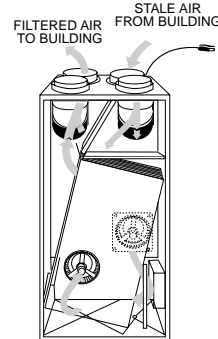
- Integrated furnace interlock relay.
- Complete line of registers and diffusers.
- Electric duct heater.
- Installation parts available from your wholesaler.

No Negative Pressure Defrost

The HRV High Efficiency units use a unique defrost method. No negative pressure is created by air exhausted to the outside, as the air is recirculated into the house, thus avoiding any return from the chimney. Moreover, this defrost method by air circulation ensures that no shortage of air is created for the combustion units.

AIR FLOW DURING DEFROST (and in circulation)

OUTSIDE TEMPERATURE		DEFROST CYCLE defrosting min. / operating min.
°C	(°F)	
Warmer than -5	Warmer than (23)	No defrost
-5 TO -15	(23 TO 5)	6/60
-15 TO -27	(5 TO -19)	6/32
-27 & LESS	(-19 & LESS)	6/20



VF0002
1.8 HE and 2000 HE

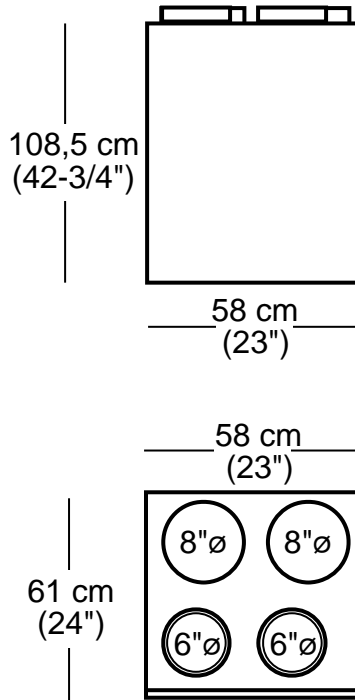
Heat Recovery Core

Dimensions: 15" x 28" x 14-3/8" (38 cm x 71 cm x 36.5 cm)
Exchange surface: 184 ft² (17.1 m²)
Weight: 32 lbs (14 kg)
Type: Counterflow
Material: Polypropylene (coroplast) light and easy to clean
Warranty: Limited lifetime

Requirements and Standards

- Complies with the UL 1812 requirements regulating the installation of Heat Recovery Ventilators (US only).
- Complies with the CSA C22.2 # 113 Standard applicable to ventilators.
- Complies with the CSA C444 requirements regulating the installation of Heat Recovery Ventilators.
- Technical data was obtained from published results of tests relating to CSA C439 Standards.
- HVI certified.

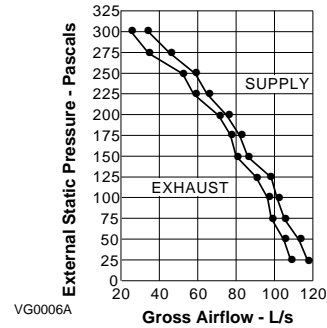
Dimensions and Service Clearances: HRV 1.8 HE and 2000 HE



VK0010

Ventilation Performance

EXT STATIC PRESSURE		NET SUPPLY AIR FLOW		GROSS AIR FLOW			
Pa	in. w.g.	l/s	cfm	SUPPLY		EXHAUST	
				l/s	cfm	l/s	cfm
25	.1	109	231	116	246	107	227
50	.2	107	227	114	242	103	218
75	.3	99	209	105	222	97	206
100	.4	93	197	99	210	93	197
125	.5	89	189	95	201	88	186
150	.6	81	171	86	182	81	172
175	.7	75	159	80	169	76	161
200	.8	68	143	72	153	69	146
225	.9	62	131	66	140	58	123
250	1.0	55	116	58	123	50	106
275	1.1	43	92	46	97	35	74
300	1.2	29	62	31	66	23	49



Energy Performance

SUPPLY TEMPERATURE		NET AIR FLOW			POWER CONSUMED	SENSIBLE RECOVERY EFFICIENCY	APPARENT SENSIBLE EFFECTIVENESS	LATENT RECOVERY/MOISTURE TRANSFER
C°	F°	l/s	cfm	m ³ /h	WATTS			
HEATING								
0	+32	52	111	187	158	84	95	0.05
0	+32	55	117	198	—	84	—	—
0	+32	71	151	256	184	79	90	0.03
0	+32	84	179	302	210	79	89	0.12
-25	-13	57	121	205	176	72	88	-0.04
						TOTAL RECOVERY EFFICIENCY		
+35	+95	55	117	198	160	13		
+35	+95	76	162	274	198	15		

Specifications and Ratings

- Models: Venmar 1.8 HE and vanEE 2000 HE
- Part Numbers: #45405 Canada only, #45400 U.S. and Canada
- Total Assembled Weight (Including polypropylene core): 140 lbs (63.5 kg)
- Outgoing Air Duct Connections: -stale: 6" (15.25 cm) -fresh: 8" (20 cm)
- Incoming Air Duct Connections: -stale: 8" (20 cm) -fresh: 6" (15.25 cm)
- Drains: 1/2" (1.2 cm) fittings with 10ft (3 m) PVC drain
- Filters: 20 ppi washable reticulated foam
- Cabinet: 20 ga. pre-painted steel
- Insulation: 3/4" (1.9 cm) expanded polystyrene and 1/2" (1.2 cm) acoustic fiberglass wool
- Mounting:
 - suspension by chains and springs
 - 40 ft (12.2 m) wire for wall control
- Supply & Exhaust Blower Motor: 2 motors
 - Protection type: Thermally protected
 - Insulation class: B
 - V (motor marking): 120 Vac, 50/60 Hz, 1.2/1.0 A, 1050/1300/1660 RPM
- Fan Speed Control: -Low, increased low & high speed. -Two speeds available to user. -Low or increased low speed is selected at the time of installation.
- Heat Recovery Core:
 - Heat exchange Surface Area: 184 ft² (17.1 m²)
 - Type / Material: Counterflow / Polypropylene
- Unit Electrical Characteristics:
 - Voltage: 120 volts
 - Power: 250 watts
 - Current: 2.5 amperes
 - Hz: 60 Hz

NOTE: All specifications are subjected to change without notice.

Submitted by:		Date:	Project:
Qty:	Model #:	Remarks:	Location:
			Architect:
			Engineer:
			Contractor:



Residential Product Group, 550 Lemire Blvd., Drummondville, QC, Canada J2C 5P7 - Tel.: 1-800-567-3855 Fax: 1-800-567-1715

