

vänEE G2400H ECM

Part no. G2400HE

50 to 226 CFM (0.4 in. w.g.)



VB0233

THE PEAK OF FRESH AIR IS HERE

The whole home ventilation system is a centerpiece of today's energy-efficient homes. vänEE introduces its new Gold Series that combines the best performance with the best energy efficiency to provide fresher, purer air in your home at a lower overall operating cost. That's Pure Efficiency.

The G2400H ECM is the perfect solution for mid to large size homes in need for the most energy-efficient ventilation solution.

- Up to 226 CFM at 0.4 in. w.g.
- High efficiency heat recovery core with a sensible recovery efficiency of 81% at 0°C (32°F) and 73% at -25°C (-13°F)
- German-made ECM motors
- Minimal power consumption of 19W and 3.4 CFM/Watt at 64 CFM
- Merv 6 grade filters and optional HEPA filtration
- Electronic balancing and no balancing dampers
- Included wall mounting bracket

REPAIRS AND MAINTENANCE

The G2400H ECM high output ECM* motors are permanently lubricated. The electronic circuit board eliminates electromechanical parts, reducing repair time to a minimum.

WARRANTY

The G2400H ECM is protected by a 5-year warranty on parts only, except for the heat recovery core, which is covered by a limited lifetime warranty, with the original proof of purchase.

*Electronically Commutated Motor.

Available at:

HEAT RECOVERY VENTILATOR

Controls

The exclusive Gold-Touch wall control is the only compatible wall control with the new Gold Series. At installation, the inside control panel features electronic balancing and no balancing dampers. The balancing is performed with the help of the Gold-Touch wall control.

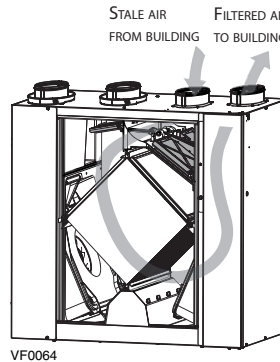
For more details about the control, refer to the User Guide - Main and auxiliary wall controls available at www.vanee.ca.

Options

HEPA Filter 21996

Additional 0.3 in.w.g. static pressure at highest speed to be considered. Refer to the HEPA filter instructions for more details.

Homeshield™ Defrosting System



The G2400H ECM uses a unique defrosting method. No negative pressure is created by air exhausted to the outside, as the air is recirculated into the house, helping to prevent any backdraft.

With the help of the Gold-Touch wall control, this unit allows 3 defrost modes:

- Standard (factory set regular mode)
- Plus (extended defrost for colder areas)
- Discretion (keeps the same speed when performing defrost as performing ventilation)

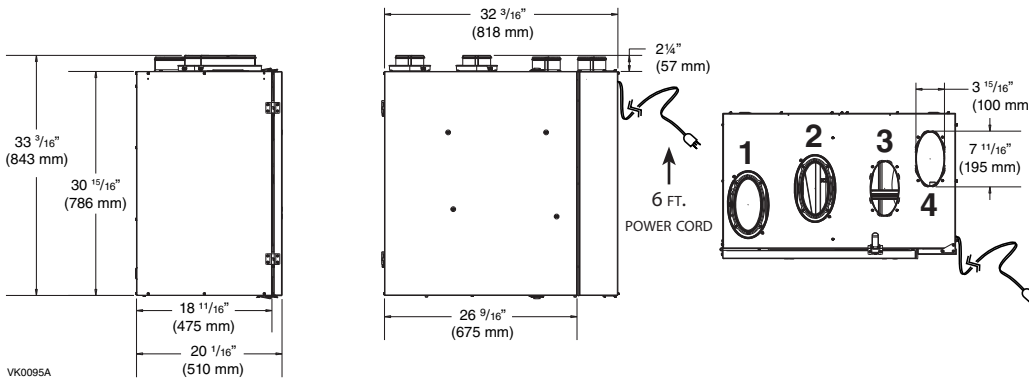
OUTDOOR TEMPERATURE*		DEFROST IN MINUTES / AIR EXCHANGE IN MINUTES					
		STANDARD		DISCRETION		PLUS	
°C	°F	CONTINUOUS MODE	TURBO FUNCTION	CONTINUOUS MODE	TURBO FUNCTION	CONTINUOUS MODE	TURBO FUNCTION
-27 and less	-17 and less	8/20	8/15	15/20	15/17	12/15	12/12
-20 to -27	-4 to -17	6/28	6/23	12/28	12/23	10/20	10/15
-15 to -20	5 to -4	6/35	6/32	12/35	12/30	8/25	8/20
-10 to -15	14 to 5	6/40	6/35	12/40	12/35	8/30	8/25
-5 to -10	23 to 14	6/50	6/45	12/50	12/45	8/40	8/30
WARMER THAN -5	WARMER THAN 23	No DEFROST					

*Outdoor temperature is read by a thermistor located inside the unit, next to fresh air from outdoor port.

Requirements and standards

- Complies with the UL 1812 requirements regulating the installation of Heat Recovery Ventilators
- Complies with the CSA C22.2 no. 113 Standard applicable to ventilators
- Complies with CSA C444 requirements regulating the installation of Heat Recovery Ventilators
- Technical data was obtained from published results of tests relating to CSA C439 Standards
- HVI certified and ENERGY STAR® qualified

DIMENSIONS: G2400H ECM



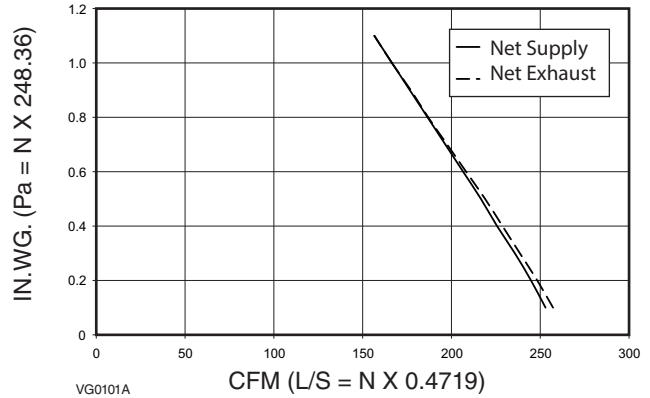
NOTE: ALL UNITS PORTS WERE CREATED TO BE CONNECTED TO DUCTS HAVING A MINIMUM OF 6" DIAMETER, BUT IF NEED BE, THEY CAN BE CONNECTED TO BIGGER SIZED DUCTS BY USING AN APPROPRIATE TRANSITION (E.G.: 6" DIAMETER TO 7" DIAMETER TRANSITION).

- 1: EXHAUST AIR TO OUTSIDE PORT
- 2: FRESH AIR FROM OUTSIDE PORT
- 3: EXHAUST AIR FROM BUILDING PORT
- 4: FRESH AIR TO BUILDING PORT

VENTILATION PERFORMANCE

EXTERNAL STATIC PRESSURE		NET SUPPLY AIR FLOW			GROSS AIR FLOW					
PA	IN. W.G.	L/S	CFM	M ³ /H	SUPPLY			EXHAUST		
					L/S	CFM	M ³ /H	L/S	CFM	M ³ /H
25	0.1	119	253	430	120	255	433	121	257	437
50	0.2	116	245	416	116	246	418	117	248	421
75	0.3	111	236	401	112	237	403	113	239	406
100	0.4	107	226	384	107	228	387	108	229	389
125	0.5	102	217	369	103	217	369	103	219	372
150	0.6	97	207	352	98	207	352	98	208	353
175	0.7	93	197	335	93	197	335	93	198	336
200	0.8	88	187	318	88	187	318	88	187	318
225	0.9	83	177	301	84	177	301	84	177	301
250	1.0	79	167	284	79	167	284	79	166	282
275	1.1	74	157	267	74	157	267	74	157	267

FAN CURVE ACCORDING TO SPEED



ENERGY PERFORMANCE

SUPPLY TEMPERATURE		NET AIR FLOW			POWER CONSUMED WATTS	SENSIBLE RECOVERY EFFICIENCY	APPARENT SENSIBLE EFFECTIVENESS	LATENT RECOVERY/ MOISTURE TRANSFER
°C	°F	L/S	CFM	M ³ /H				
HEATING								
0	32	30	64	109	19	81	85	0
0	32	47	100	170	27	75	80	0
0	32	66	140	238	47	70	75	0
-25	-13	30	64	109	29	73	88	0
-25	-13	46	98	167	37	68	83	0

FULLY ADJUSTABLE SPEED RANGE FROM 50 CFM TO MAXIMUM SPEED.

NOTE: All specifications are subject to change without notice.

SPECIFICATIONS

- Model: G2400H ECM
- Part Number: G2400HE
- Total Assembled Weight (including polypropylene core): 94 lb. (43 kg)
- Oval shaped ports; fit 6" round ducts
- Drains: 1/2" (1.2 cm) fittings with 10 ft. (3m) PVC drain
- Core Filters: 2 washable Merv 6 filters
- Housing: Pre-painted steel
- Optional HEPA Filter
- Insulation: Expanded polystyrene
- Mounting: Suspension by chains and springs or wall bracket system
- Supply and Exhaust Blower Motors:
 - 2 German-made ECM motors
 - Protection type: Thermally protected
- Gold-Touch wall control offering 5 manual modes: Recirculation, 20 MIN/H, Continuous Smart and Turbo
- Heat Recovery Core:
 - Dimensions: 12" X 12" X 16.6" (30.5 cm X 30.5 cm X 42.2 cm)
 - Exchange surface: 175 ft.² (16.3 m²)
 - Weight: 12 lb. (5.5 kg)
 - Type: Crossflow
 - Material: Polypropylene
 - Warranty: Limited lifetime
- Unit Electrical Characteristics:

Volts	Frequency	Ampere	Watts
120	60 Hz	2.2	135

Project:	REMARKS
Location:	
Part no.: G2400HE	
Qty.:	
Submitted by:	Date:



Residential Products Group, 550 Lemire Blvd., Drummondville, Qc, Canada J2C 7W9 - Tel.: 1-800-567-3855 Fax: 1-800-567-1715



www.vanee.ca

G2400HECMd180406